

# SILVERADO HD 2019

CHEVROLET







Silverado 2500HD Crew Cab Standard Box LT 4x4 in Cajun Red Tintcoat (extra-cost colour) with available Duramax 6.6L V8 Turbo-Diesel engine, Z71 Off-Road Package and dealer-installed 6-in. Rectangular Chrome Assist Steps from Chevrolet Accessories.

<sup>1</sup> Before you buy a vehicle or use it for trailering, carefully review the Trailering section of the Owner's Manual. The weight of passengers, cargo and options or accessories may reduce the amount you can tow.



## **CONFIDENCE YOU CAN DEPEND ON.**

Heavy-duty towing confidence is built on the backbone of massive torque and horsepower numbers plus legendary transmissions and advanced trailering technology. The 2019 Silverado HD delivers as only a Chevrolet truck can.

With the available Duramax® 6.6L V8 Turbo-Diesel engine – producing 445 horsepower and an incredible 910 lb.-ft. of torque – and the GM-exclusive Allison® transmission, Silverado HD can haul<sup>1</sup> heavy trailers all day long.

Silverado HD is the dependable workhorse designed to get the job done today, tomorrow and well into the future. That's exactly the partner you can count on in the fields, the factories and the worksites all across this great land.

**FIND NEW ROADS™**



HIGH COUNTRY

# WHEN LIFE CALLS FOR BOTH STRENGTH AND STYLE.



Silverado 3500HD Crew Cab Long  
Box High Country 4x4 DRW in Black  
with available Duramax 6.6L V8  
Turbo-Diesel engine.

**AN ELEVATED EXTERIOR.** Body-colour front and rear bumpers plus chrome wheels (SRW models) or polished-aluminum wheels (DRW models), chrome 6-in. assist steps, mirror caps, door handles, and grille inserts guarantee High Country always makes a strong design statement.

**CAPABILITY WORTHY OF SILVERADO HD.** High Country has all the utility you expect, with the standard Trailering Equipment Package, cargo tie-downs, a spray-on bedliner, an integrated trailer brake controller and Digital Steering Assist.

**DEP**  
DEALER ePROCESS





High Country interior in Jet Black with Ash Grey accents.

**REDEFINING RUGGED.** The Saddle or Jet Black leather-trimmed interior heightens High Country comfort. Heated and vented perforated leather-appointed front bucket seats with embroidered head restraints come equipped with 12-way power adjustment. A 7-speaker

Bose premium sound system including subwoofer, Chevrolet Infotainment System<sup>1</sup> with Navigation<sup>2</sup> and 8-in. diagonal colour touch-screen, a reconfigurable centre floor console and a wireless charging station<sup>3</sup> are the foundation of this ultimate interior.

**UPGRADE YOUR EXPERIENCE.** A heated leather-wrapped steering wheel, power-adjustable pedals and the Driver Alert Package<sup>4</sup> with Front and Rear Park Assist, Lane Departure Warning, Forward Collision Alert and the driver's Safety Alert Seat are all standard.

<sup>1</sup> Chevrolet Infotainment System functionality varies by model. Full functionality requires compatible Bluetooth and smartphone, and USB connectivity for some devices. Data plan rates may apply. <sup>2</sup> At time of printing, detailed map coverage is available for most major urban areas of the United States and for certain metropolitan areas of Canada (Vancouver, Calgary, Edmonton, Winnipeg, Windsor, London, Toronto, Ottawa, Montreal, Quebec City and Halifax). Coverage is significantly limited outside these areas. <sup>3</sup> The system wirelessly charges one PMA- or Qi-compatible mobile device. Some devices require an adaptor or back cover. To check for phone or other device compatibility, visit [mychevrolet.ca](http://mychevrolet.ca) for details. <sup>4</sup> Read the vehicle Owner's Manual for important feature limitations and information.





## POWERTRAIN

Silverado 3500HD Crew Cab Long Box  
LTZ 4x4 DRW in Graphite Metallic  
(extra-cost colour) with available  
Duramax 6.6L V8 Turbo-Diesel engine,  
dealer-installed 6-in. Rectangular  
Chrome Assist Steps from Chevrolet  
Accessories and other available features.



<sup>1</sup> 910 lb.-ft. of torque @ 1600 rpm with available Duramax 6.6L V8 Turbo-Diesel engine. <sup>2</sup> Before you buy a vehicle or use it for trailering, carefully review the Trailering section of the Owner's Manual. The weight of passengers, cargo and options or accessories may reduce the amount you can tow.

**DURAMAX POWER.** There are over 1 million Duramax Diesel engines with Allison® transmissions on the road today with over 150 billion kilometres of experience. We've taken that proven power and perfected it in an available engine that churns out an earthshaking 910 lb.-ft. of torque,<sup>1</sup> 445 horsepower and all the towing<sup>2</sup> confidence you'll ever need.

**STRONG TO THE MAX.** To create a 19% increase in max. torque over the previous generation, we rethought nearly everything. Cylinder heads are stronger and stiffer, and our taller engine block allows for a more robust piston design. The crankshaft has larger connecting rod journals, and an active drain crankcase oil separator allows for better operation when you're pulling big loads.

### **HIGH-INTAKE INDUCTION SYSTEM.**

The patented induction system in the Duramax Diesel uses two air inlets – through the hood scoop and near the fender – to satisfy the intake needs of this powerful engine, improve performance, and help ensure water and debris intake is a non-issue, even in extreme conditions.

**KEEPING THE NOISE DOWN.** The added horsepower and torque are benefits you can feel. But we didn't stop there. This engine also boasts reduced noise at idle over the previous generation with acoustic rocker covers, isolated injectors and a full-length acoustic lower oil pan.

### **EXTREME TEMPS? NO PROBLEM.**

Duramax glow plugs heat up rapidly and, together with a standard engine block heater and Direct Injection, can help your Silverado HD start quickly in extreme cold temperatures. At the other end of the spectrum, the engine oil cooler, transmission cooler and turbo intercooler will help keep things cool under a heavy load.

### **LEGENDARY ALLISON® TRANSMISSION.**

To handle the 910 lb.-ft. of torque generated by the available Duramax 6.6L V8 Turbo-Diesel engine, Chevrolet engineers chose Allison®, makers of military tank, medium-duty and heavy-duty commercial truck transmissions.

### **VORTEC™ 6.0L V8 ENGINE.**

This powerplant, with a cast iron cylinder block, long-skirt design and 6-bolt main bearing caps, has been a dependable workhorse for millions of Chevrolet truck owners.

### **AVAILABLE FIFTH-WHEEL/GOOSENECK**

**PREP PACKAGE.** The biggest trailers require the best equipment. Available across the model lineup, this package includes a hitch platform ready to accept a gooseneck ball or fifth-wheel hitch, a box-mounted trailer harness, and all the necessary box and bedliner holes drilled and capped.





TOWING



Silverado 3500HD Crew Cab Standard Box LT 4x4 SRW in Cajun Red Tintcoat (extra-cost colour) with available Duramax 6.6L V8 Turbo-Diesel engine, LT Convenience Package and dealer-installed 4-in. Round Chrome Tubular Assist Steps from Chevrolet Accessories.

<sup>1</sup> Before you buy a vehicle or use it for trailering, carefully review the Trailering section of the Owner's Manual. The weight of passengers, cargo and options or accessories may reduce the amount you can tow. <sup>2</sup> Requires 3500HD Crew Cab 2WD DRW with available Duramax 6.6L V8 Turbo-Diesel engine. <sup>3</sup> Requires 3500HD DRW when properly equipped with available Duramax 6.6L V8 Turbo-Diesel engine.

#### **CONFIDENCE IN ANY SITUATION.**

Silverado HD has the horsepower, torque and transmission necessary to pull<sup>1</sup> a fishing boat, a front-end loader and so much more, when properly equipped. But it doesn't end there. It has features that give you the ability to help control and stop the heaviest trailers.

**DIGITAL STEERING ASSIST.** Delivers enhanced control on the highway and in the parking lot. This advanced technology provides ease of handling, stability at high speeds, manoeuvrability at low speeds, and excellent feel and response. Standard on Crew Cab LT, LTZ and High Country models.

#### **TOW UP TO 23,100 LB. (10,478 KG)<sup>1,2</sup>**

Silverado 3500HD has the brute strength to tow massive loads – up to 23,100 lb. (10,478 kg)<sup>1,2</sup> of gooseneck hitch or fifth-wheel trailering and up to 20,000 lb. (9072 kg)<sup>1,3</sup> of conventional ball-hitch towing.

**STABILITRAK WITH TRAILER SWAY CONTROL.** To help keep your truck and your trailer heading in the same direction, StabiliTrak<sup>®</sup> with Trailer Sway Control automatically detects a swaying trailer and can apply both the vehicle and the trailer brakes (if properly equipped) to help bring it back in line.








1



2



3



4

<sup>1</sup> The IntelliHaul Trailing Camera System is an Associated Accessory sourced from EchoMaster,<sup>®</sup> an independent supplier and is not warranted by GM or its dealers. GM is not responsible for the safety or quality of third-party supplier alterations. Equipment from independent suppliers: See An Important Note About Alterations And Warranties on the last page of this brochure.

**1. TRAILERING CAMERA SYSTEM FROM CHEVROLET ACCESSORIES.**

This available system from EchoMaster<sup>®</sup> helps eliminate blind spots, enhances your ability to line up your trailer and hitch when backing up, and can even let you keep an eye on important cargo such as horses or livestock in the trailer.<sup>1</sup>

**2. DIESEL EXHAUST BRAKE SYSTEM.**

This driver-selectable feature is included with the available Duramax Turbo-Diesel engine. It creates exhaust back pressure and works in conjunction with the Allison<sup>®</sup> transmission's Grade Braking feature to help reduce the amount of conventional braking needed while towing or travelling downhill.

**3. INTEGRATED ELECTRIC TRAILER BRAKE CONTROLLER.** Utilize your trailer brakes with an integrated trailer brake controller. The level of brake force or "gain" is displayed in the Driver Information Centre. Standard on 2500HD 4-door Double Cab and 3500HD and available on 2500HD Crew Cab.

**4. FIFTH-WHEEL TRAILERING HITCH FROM CHEVROLET ACCESSORIES.**

When you need to handle the biggest trailers, it all starts with a durable fifth-wheel hitch. These available dealer-installed hitches feature an easy drop-in design and standard receivers that fit most ball mount assemblies.



## PAYLOAD



**PILE IT ON. SILVERADO HD CAN TAKE IT.** This truck has broad shoulders. Silverado HD provides a roll-formed steel pickup box along with big payload numbers across the entire lineup. Head to the specs section at the back of this catalog for all the details.

**EZ LIFT & LOWER TAILGATE.** Dampened by a torsion spring, the EZ Lift & Lower tailgate is standard on 2500HD 4-Door Double Cab and all Crew Cab LT, LTZ and High Country models. It opens smoothly with no thud and can be closed with one hand, so you can load and unload cargo easily.

**CONVENIENT CARGO BED LAMPS.** Available LED lamps under the bed rails illuminate the bed – perfect for those times when the work day turns to work night or when the tonneau cover is on.







**1. GIVE 'EM A HAND.** Pocket hand grips built into the top of the side rails provide a boost into the bed.

**2. STEP UP TO THE BIG TIME.** The CornerStep rear bumper with non-slip treads also makes it easy to reach the cargo you're carrying.

**3. TOUGH TIE-DOWNS.** Four standard lower tie-downs and available movable upper tie-downs can be positioned in numerous locations to help secure cargo.

**4. DEFEND AGAINST DAMAGE.** Standard bed rail protectors and an available factory-installed spray-on bedliner help prevent scratches and dings.



ENGINEERING

Silverado 2500HD 4-door Double Cab WT in Summit White with available Alaskan Snow Plow Special Edition and other available features and snow plow upfit from an independent supplier.<sup>3</sup>



## SHOW THE SNOW WHO'S BOSS.

<sup>1</sup> Requires 3500HD Crew Cab 2WD DRW with Vortec 6.0L V8 engine. These maximum payload ratings are intended for comparison purposes only. Before you buy a vehicle or use it to haul people or cargo, carefully review the Vehicle Loading section of the Owner's Manual and check the carrying capacity of your specific vehicle on the label on the inside of the driver door jamb. <sup>2</sup> Requires available Snow Plow Prep Package. <sup>3</sup> Equipment from independent suppliers: See An Important Note About Alterations And Warranties on the last page of this brochure.

**FULLY BOXED FRAME.** The HD frame uses high-strength steel for the fully boxed frame rails. Cross members provide lateral support. The front frame segments are hydroformed, a process that minimizes weight without sacrificing strength. Mounted to the rear frame are 3-in.-wide leaf springs that help achieve a maximum payload rating of 6112 lb. (2772 kg)<sup>1</sup> on the 3500HD Crew Cab model. The torsion bar independent front suspension helps shoulder Front Gross Axle Weight Ratings of up to 6000 lb. (2722 kg)<sup>2</sup>

**HIGH-STRENGTH STEEL.** The frame is precisely tuned to help isolate and absorb road vibration for a smoother ride and confident handling. And to help create a quiet cab, nearly two-thirds of the HD cab structure is made with high-strength steel, including the pillars, roof rails and rocker panels.

**ROLLED, NOT STAMPED.** The HD pickup bed benefits from high-strength steel too. HD features a roll-formed pickup box floor, which is lighter, stronger and more durable than traditional stamped-steel boxes used by competitors.

**CORROSION-RESISTANT DURALIFE® BRAKE ROTORS.** Chevrolet engineers used patented ferritic nitrocarburizing (FNC) technology to help resist rust and increase rotor life.

**Z71 OFF-ROAD PACKAGE.** This available package includes Rancho® twin-tube shocks, an underbody Skid Plate Package, Hill Descent Control and all-terrain tires, giving you everything you need to take your Silverado off-road.

**SNOW PLOW PREP PACKAGE.** With this available package, Silverado HD 4x4 is

ready with a beefed-up Front Gross Axle Weight Rating, powerful alternator, forward lamp wiring harness, Skid Plate Package and more.

**ALASKAN SNOW PLOW SPECIAL EDITION.** This package available on Silverado 2500HD and 3500HD SRW WT and LT models includes the Snow Plow Prep Package, 18-in. Black-painted aluminum wheels, Goodyear Wrangler DuraTrac® tires, Smoked Amber roof marker lights, Alaskan Bear graphics and a spray-on bedliner.

DEALER ePROCESS





**INTERIOR DESIGN**

Silverado 2500HD Crew Cab LTZ interior in Dune with Cocoa accents and available perforated leather-appointed seating.

**ALL-DAY DRIVING COMFORT.** Resilient dual-firmness foam helps the seats retain their support over time, which is especially important for Silverado HD drivers and passengers who spend a lot of time in their trucks.

**LUXURY APPOINTMENTS.** Silverado HD can be as comfortable as it is capable. With available leather-appointed heated and vented front bucket seats, you can shake off the chill or quickly cool down and always enjoy the ride. Standard on High Country and available on LTZ.

**EVEN TRUCK GUYS NEED QUIET TIME.** There's no better spot to make a call or plan the next job. The cabin is quiet, thanks to exterior aerodynamics, inlaid and triple-sealed doors, thicker windshield glass and sound-deadening materials.

**DEP**  
DEALER ePROCESS





**1. YOUR OFFICE GOES WHERE YOU GO.**  
With an available centre console storage compartment designed to double as a file cabinet, Silverado HD puts your business on wheels.

**2. EVERYTHING YOU NEED TO KNOW.**  
An available 4.2-in. diagonal colour Driver Information Centre lets you choose what information you see and how you see it.

**3. SPACIOUS SEATING. SUPER STORAGE.**  
Forward-hinged rear doors provide easy access to the rear seats. Those seats can be folded up to provide extra space for tools, luggage or whatever else you want to keep inside.



## TECHNOLOGY

### 1. STAY INFORMED AND ENTERTAINED.

In Silverado HD, you can arrange icons and features on the standard Chevrolet Infotainment System<sup>1</sup> with colour touch-screen. Store up to 60 favourites, including radio stations, contacts and even destinations (requires available Chevrolet Infotainment System with Navigation)?

### 2. THE WORLD AT YOUR FINGERTIPS.

Steering wheel-mounted controls allow you to activate available Bluetooth<sup>®3</sup> phone functions, set the cruise control, engage the available heated steering wheel and more. All knobs and buttons are large enough to accommodate gloved hands.

**3. ALWAYS POWERED UP.** An available wireless charging<sup>4</sup> station lets you conveniently charge your cellphone.

### 4. AVAILABLE myChevrolet<sup>®</sup> MOBILE APP<sup>5</sup>

Simply download the app to your compatible smartphone and with an eligible active service plan<sup>6</sup> and a properly equipped vehicle, you can start or turn off your engine<sup>7</sup>, lock or unlock your doors<sup>8</sup>, send destinations to your available navigation<sup>2</sup> system, view key vehicle diagnostic information<sup>9</sup>, set parking reminders and more.



<sup>1</sup> Chevrolet Infotainment System functionality varies by model. Full functionality requires compatible Bluetooth and smartphone, and USB connectivity for some devices. Data plan rates may apply. <sup>2</sup> At time of printing, detailed map coverage is available for most major urban areas of the United States and for certain metropolitan areas of Canada (Vancouver, Calgary, Edmonton, Winnipeg, Windsor, London, Toronto, Ottawa, Montreal, Quebec City and Halifax). Coverage is significantly limited outside these areas. <sup>3</sup> Visit mychevrolet.ca to find out which phones are compatible with the vehicle. <sup>4</sup> The system wirelessly charges one PMA- or Qi-compatible mobile device. To check for phone or other device compatibility, visit mychevrolet.ca for details. <sup>5</sup> Available on select Apple and Android devices. Service availability, features and functionality are subject to limitations and vary by vehicle, device and the plan in which you are enrolled. Device data connection required. Visit onstar.ca for more details. <sup>6</sup> Requires subscription to Remote Access Plan or Premium Access Plan. Available plans can be enabled on LT, LTZ and High Country and are available on WT with a factory-installed equipment purchase. Remote Access Plan does not include emergency or security services. Services are subject to user terms and limitations, and vary by vehicle model. Visit onstar.ca for more details. <sup>7</sup> Unlock feature requires automatic locks. Remote start requires GM factory-installed and enabled remote start system. Visit onstar.ca for more details. <sup>8</sup> Diagnostic capabilities vary by model and do not cover all vehicle conditions. Additional message and data rates may apply. Requires email address on file and enrollment in Vehicle Diagnostics.





Silverado 2500HD Crew Cab LTZ interior in Dune with Cocoa accents and available features.

<sup>1</sup> Visit [onstar.ca](http://onstar.ca) for vehicle availability, coverage maps, details and system limitations. Services and connectivity vary by model and conditions as well as geographical and technical restrictions. 4G LTE service available in select markets. Requires active connected vehicle services and a data plan to access the vehicle's built-in Wi-Fi hotspot. Accessory Power must be active to use the Wi-Fi hotspot. Data plans provided by AT&T or its local service provider. Credit card is required for purchase.

<sup>2</sup> Not compatible with all devices.

**AVAILABLE Wi-Fi® IN SILVERADO.**

Chevrolet offers an available built-in 4G LTE Wi-Fi® hotspot<sup>1</sup> (data plan required) providing a fast Internet connection for up to seven compatible devices.

**STORAGE FOR ALL YOUR STUFF.** Upper and lower gloveboxes give you and your entire crew places to store all kinds of items. And with a number of storage areas throughout, everyone has a spot for their gear.

**A POWERFUL ALLY.** You're never far from a power supply. Depending on the model you choose, stay charged with multiple USB ports<sup>2</sup>, up to four auxiliary power outlets and an available 110-volt AC outlet.

**DEP**  
DEALER ePROCESS



## SAFETY

**SAFETY STARTS WITH YOU.** Safety or driver assistance features are no substitute for the driver's responsibility to operate the vehicle in a safe manner. The driver should remain attentive to traffic, surroundings and road conditions at all times. Visibility, weather and road conditions may affect feature performance. Read the vehicle Owner's Manual for more important feature limitations and information.





# SAFETY IS OUR STRONG SUIT.

With the available Driver Alert Package, you get features that help alert you to the unexpected. This package includes a Safety Alert Seat for driver, Forward Collision Alert, Lane Departure Warning, and Front and Rear Park Assist.



**SAFETY ALERT SEAT FOR DRIVER.** This available seat uses directional vibration pulses from the seat cushion instead of audible crash avoidance alerts to help indicate the direction of potential collision threats. The patented warning approach is tied into other available onboard crash avoidance systems.



**FORWARD COLLISION ALERT.** This available feature is designed to monitor how close your vehicle is to a detected vehicle in front of you. If the system determines that a front-end collision with a detected vehicle is imminent, it is designed to alert the driver to a potential crash. It is also designed to warn the driver if their Silverado HD is following a detected vehicle much too closely.



**LANE DEPARTURE WARNING.** This available camera-based system is designed to read traffic lane markings, when identifiable, and provide audible (or seat pulses if selected) and visual alerts if the vehicle drifts out of its detected lane when the driver is not actively steering and the turn signal is not activated.



**FRONT AND REAR PARK ASSIST.** Ideal when parking at low speeds, this available system is designed to sense stationary objects and can alert you if an object is too close during low-speed manoeuvring. The Rear Vision Camera displays visual warnings of detected objects behind the vehicle on the screen.



**REAR VISION CAMERA.** When the transmission is in Reverse, the standard Rear Vision Camera with dynamic guiding lines helps provide the driver a real-time view directly behind the vehicle via the screen in the centre stack. So it's easier to back up, park or hook up a trailer.



**ABS BRAKES.** The 4-wheel, 4-channel, Anti-lock Braking System (ABS) helps provide straight, more controlled stops by preventing wheel lockup in most road conditions.



**TEEN DRIVER.** This technology helps encourage better driving habits by providing an in-vehicle report card that monitors the frequency of certain available safety tech features that are activated, muting the audio system when front-seat occupants aren't wearing their seat belts, and giving audible and visual warnings when the vehicle is travelling over a predetermined speed.

## **AVAILABLE ONSTAR® AUTOMATIC CRASH RESPONSE.**

In a crash, built-in sensors are designed to send a signal that can alert a specially trained, Emergency Medical Dispatch-certified advisor<sup>1</sup> who can help you get the assistance you need – even if you can't ask for it. The advisor can use GPS technology to help pinpoint your vehicle's location and request emergency help. This service requires a paid subscription to the available OnStar Safety & Security Plan<sup>2</sup>

<sup>1</sup> OnStar Emergency Advisors are certified by the International Academies of Emergency Dispatch. <sup>2</sup> Feature is standard on LT, LTZ and High Country and available on WT with a factory-installed equipment purchase. OnStar acts as a link to existing emergency service providers. Not all vehicles may transmit all crash data. Roadside services provided by Allstate Roadside Services, and limitations and restrictions apply. Stolen Vehicle Assistance requires armed factory-installed theft-deterrent system and selection of notification communication preference(s). These services are intended to assist with vehicle recovery and do not prevent theft or protect against damage or loss. Additional messaging and data rates may apply. Services are subject to user terms and limitations, and vary by vehicle model. Visit [onstar.ca](http://onstar.ca) for more details.



## SPECIAL EDITIONS



Silverado 2500HD Crew Cab Standard Box LT 4x4 in Black with available Midnight Edition, which includes the Z71 Off-Road Package, and Duramax 6.6L V8 Turbo-Diesel engine.

**MIDNIGHT EDITION.** Everything's better after dark in the Silverado HD Midnight Edition. It includes the Z71 Off-Road Package, Black-painted 18-in. aluminum wheels, Goodyear Wrangler DuraTrac® tires, Black bumpers and grille, Black Chevy bowtie emblems, bigger, bolder Z71 door badges, a spray-on bedliner and more. Available on 2500HD Crew Cab LT and LTZ.



Silverado 2500HD Crew Cab Standard Box LTZ 4x4 shown in Summit White with available Custom Sport Edition and Duramax 6.6L V8 Turbo-Diesel engine and Chevrolet Accessories.

**CUSTOM SPORT EDITION.** Available on 2500HD and 3500HD Crew Cab LT and LTZ, the Custom Sport Edition includes polished-aluminum wheels, chrome door handles, mirror caps and bodyside mouldings, body-colour grille and bumpers, Front and Rear Park Assist<sup>1</sup> and a spray-on bedliner.

<sup>1</sup> Read the vehicle Owner's Manual for important feature limitations and information.





## ACCESSORIES





## EXTERIOR COLOURS



G1K - Deep Ocean Blue Metallic<sup>1</sup>



G1W - Iridescent Pearl Tricoat<sup>1,2,3</sup>



G2X - Havana Brown Metallic<sup>1</sup>



G7C - Red Hot<sup>4</sup>



GAN - Silver Ice Metallic<sup>4</sup>



GAZ - Summit White



GB8 - Mosaic Black Metallic<sup>1,3,4</sup>



GBA - Black



GPA - Graphite Metallic<sup>1</sup>



GPJ - Cajun Red Tintcoat<sup>1,2</sup>

## WHEELS

### 2500HD



17" painted-steel (PYN)  
(Standard on WT)



17" machined-aluminum (PYQ)  
(Standard on LT; available on WT)



18" painted-steel (PYT)  
(Available on WT)



18" Black painted-aluminum (RT4)  
(Available on WT<sup>5</sup>, LT<sup>6</sup> and LTZ<sup>7</sup>)



18" chromed-aluminum (PYV)  
(Standard on LTZ; available on LT)



20" 5-spoke polished-aluminum  
(PYU) (Available on WT<sup>8</sup>, LT, LTZ<sup>9</sup>  
and High Country)



20" chromed-aluminum (RQ9)  
(Standard on High Country)



20" polished-aluminum with Dark Argent  
Metallic-painted pockets (RTH) (Available on  
WT<sup>10</sup>, LT<sup>10</sup>, LTZ<sup>10</sup> and High Country)



20" 6-spoke polished-aluminum  
(Q7R) (Available on LTZ)

### 3500HD SINGLE REAR WHEEL (SRW)



18" painted-steel (PYT)  
(Standard on WT)



18" chromed-aluminum (PYV)  
(Standard on LT, LTZ  
and High Country)



18" Black painted-aluminum (RT4)  
(Available on WT<sup>5</sup> and LT<sup>5</sup>)

### 3500HD DUAL REAR WHEEL (DRW)



17" painted-steel (PYW) with painted  
trim skins and centre caps (P03)  
(Standard on WT)



17" painted-steel (PYW) with chrome  
trim skins and centre caps (P06)  
(Standard on LT and LTZ)



17" forged polished-aluminum (RS7)  
(Standard on High Country;  
available on LT and LTZ)

<sup>1</sup> Available at extra cost. <sup>2</sup> Not available on WT. <sup>3</sup> Not available on Double Cab models. <sup>4</sup> Not available on High Country. <sup>5</sup> Included and only available with Alaskan Snow Plow Special Edition. <sup>6</sup> Included and only available with Alaskan Snow Plow Special Edition or Midnight Edition. <sup>7</sup> Included and only available with Midnight Edition. <sup>8</sup> Included and only available with Silverado HD Custom. <sup>9</sup> Included and only available with Vortec Plus Package. <sup>10</sup> Requires Crew Cab model.



## INTERIOR FABRICS



Dark Ash Vinyl with Jet Black Accents<sup>1</sup>




Dark Ash Cloth with Jet Black Accents<sup>1,2</sup>



Dark Ash Leather Appointments with Jet Black Accents<sup>3</sup>



Dark Ash Perforated Leather Appointments with Jet Black Accents<sup>4</sup>



Jet Black Cloth with Jet Black Accents<sup>5</sup>



Jet Black Leather Appointments with Jet Black Accents<sup>2,3</sup>



Jet Black Perforated Leather Appointments with Jet Black Accents<sup>4</sup>



Jet Black Perforated Leather Appointments with Medium Ash Grey Accents<sup>6</sup>



Dune Cloth with Cocoa Accents<sup>2</sup>



Dune Leather Appointments with Cocoa Accents<sup>3</sup>



Dune Perforated Leather Appointments with Cocoa Accents<sup>4</sup>




Saddle Perforated Leather Appointments<sup>6</sup>




<sup>1</sup> Standard on WT. <sup>2</sup> Available on LT Crew Cab model; with 40/20/40 front split-bench seat requires available LT Convenience Package or True North Edition. <sup>3</sup> Standard on LTZ. <sup>4</sup> Available on LTZ; requires available full-feature heated and vented front bucket seats. <sup>5</sup> Standard on LT. <sup>6</sup> Standard on High Country.



|   | TRIM | CARGO BOX LENGTH  | STANDARD ENGINE/TRANSMISSION            | OPTIONAL ENGINE/TRANSMISSION | DRIVE                 |
|---|------|-------------------|---|------------------------------|-----------------------|
|  | WT   | 6' 6"/8' (2500HD) | Vortec 6.0L V8/<br>Hydra-Matic® 6-speed | –                            | 2WD <sup>1</sup> /4x4 |
|   | LT   | 6' 6"/8' (2500HD) | Vortec 6.0L V8/<br>Hydra-Matic 6-speed  | –                            | 2WD <sup>1</sup> /4x4 |

#### CREW CAB

|   |                   |   |  |  |         |
|---|-------------------|---|--|--|---------|
|  | WT                | 6' 6"/8' (2500HD/3500HD SRW)<br>8' (3500HD DRW)         | Vortec 6.0L V8/<br>Hydra-Matic 6-speed | Duramax 6.6L V8<br>Turbo-Diesel/Allison® 6-speed | 2WD/4x4 |
|   | LT                | 6' 6"/8' (2500HD/3500HD SRW)<br>8' (3500HD DRW)         | Vortec 6.0L V8/<br>Hydra-Matic 6-speed | Duramax 6.6L V8<br>Turbo-Diesel/Allison® 6-speed | 2WD/4x4 |
|   | LTZ               | 6' 6"/8' (2500HD/3500HD SRW)<br>8' (3500HD DRW)         | Vortec 6.0L V8/<br>Hydra-Matic 6-speed | Duramax 6.6L V8<br>Turbo-Diesel/Allison® 6-speed | 2WD/4x4 |
|   | High Country (HC) | 6' 6" (2500HD/3500HD SRW)<br>8' (3500HD SRW/3500HD DRW) | Vortec 6.0L V8/<br>Hydra-Matic 6-speed | Duramax 6.6L V8<br>Turbo-Diesel/Allison® 6-speed | 4x4     |

### PAYLOAD AND TRAILER WEIGHT RATINGS

| 2500HD                      | ENGINE      | AXLE RATIO | GVWR <sup>2</sup><br>lb. (kg) | MAX. PAYLOAD <sup>3</sup><br>lb. (kg) | MAX. CONVENTIONAL TOWING <sup>4</sup><br>lb. (kg) | MAX. FIFTH-WHEEL TOWING <sup>4</sup><br>lb. (kg) | 3500HD SINGLE REAR WHEEL (SRW) | ENGINE      | AXLE RATIO | GVWR <sup>2</sup><br>lb. (kg) | MAX. PAYLOAD <sup>3</sup><br>lb. (kg) | MAX. CONVENTIONAL TOWING <sup>4</sup><br>lb. (kg) | MAX. FIFTH-WHEEL TOWING <sup>4</sup><br>lb. (kg) |
|-----------------------------|-------------|------------|-------------------------------|---------------------------------------|---|--|--------------------------------|-------------|------------|-------------------------------|---------------------------------------|---|--|
| DOUBLE CAB STANDARD BOX 4x4 | 6.0L Gas    | 4.10       | 9500 (4309)                   | 3093 (1403)                           | 13,000 (5897)                                     | 14,200 (6441)                                    | CREW CAB STANDARD BOX 2WD      | 6.0L Gas    | 4.10       | 10,500 (4763)                 | 4052 (1838)                           | 13,000 (5897)                                     | 14,200 (6441)                                    |
| DOUBLE CAB LONG BOX 2WD     | 6.0L Gas    | 4.10       | 9500 (4309)                   | 3276 (1486)                           | 14,400 (6532)                                     | 14,400 (6532)                                    | CREW CAB STANDARD BOX 4x4      | 6.6L Diesel | 3.73       | 11,100 (5035)                 | 3821 (1733)                           | 13,000 (5897)                                     | 17,500 (7938)                                    |
| DOUBLE CAB LONG BOX 4x4     | 6.0L Gas    | 4.10       | 9500 (4309)                   | 2987 (1355)                           | 14,100 (6396)                                     | 14,100 (6396)                                    | CREW CAB LONG BOX 2WD          | 6.0L Gas    | 4.10       | 10,800 (4899)                 | 4058 (1841)                           | 13,000 (5897)                                     | 13,900 (6305)                                    |
| CREW CAB STANDARD BOX 2WD   | 6.0L Gas    | 4.10       | 9500 (4309)                   | 3233 (1466)                           | 13,000 (5897)                                     | 14,300 (6486)                                    | CREW CAB LONG BOX 4x4          | 6.6L Diesel | 3.73       | 11,500 (5216)                 | 3927 (1781)                           | 13,000 (5897)                                     | 17,200 (7802)                                    |
| CREW CAB STANDARD BOX 4x4   | 6.6L Diesel | 3.73       | 10,000 (4536)                 | 2803 (1271)                           | 13,000 (5897)                                     | 15,400 (6985)                                    | CREW CAB LONG BOX 2WD          | 6.0L Gas    | 4.10       | 10,700 (4853)                 | 4124 (1871)                           | 14,100 (6396)                                     | 14,000 (6350)                                    |
| CREW CAB LONG BOX 2WD       | 6.0L Gas    | 4.10       | 9500 (4309)                   | 2943 (1335)                           | 13,000 (5897)                                     | 14,000 (6350)                                    | CREW CAB LONG BOX 4x4          | 6.6L Diesel | 3.73       | 11,400 (5171)                 | 3993 (1811)                           | 14,500 (6577)                                     | 17,400 (7893)                                    |
| CREW CAB LONG BOX 4x4       | 6.6L Diesel | 3.73       | 10,000 (4536)                 | 2513 (1140)                           | 13,000 (5897)                                     | 13,500 (6123)                                    | CREW CAB LONG BOX 2WD          | 6.0L Gas    | 4.10       | 11,000 (4990)                 | 4074 (1848)                           | 13,700 (6214)                                     | 13,700 (6214)                                    |
| CREW CAB LONG BOX 2WD       | 6.0L Gas    | 4.10       | 9500 (4309)                   | 3141 (1425)                           | 14,300 (6486)                                     | 14,200 (6441)                                    | CREW CAB LONG BOX 4x4          | 6.6L Diesel | 3.73       | 11,600 (5262)                 | 3843 (1743)                           | 15,000 (6804)                                     | 17,000 (7711)                                    |
| CREW CAB LONG BOX 4x4       | 6.6L Diesel | 3.73       | 10,000 (4536)                 | 2711 (1230)                           | 14,500 (6577)                                     | 14,800 (6713)                                    | 3500HD DUAL REAR WHEEL (DRW)   | ENGINE      | AXLE RATIO | GVWR <sup>2</sup><br>lb. (kg) | MAX. PAYLOAD <sup>3</sup><br>lb. (kg) | MAX. CONVENTIONAL TOWING <sup>4</sup><br>lb. (kg) | MAX. FIFTH-WHEEL TOWING <sup>4</sup><br>lb. (kg) |
|                             | 6.0L Gas    | 4.10       | 9900 (4490)                   | 3186 (1445)                           | 13,900 (6305)                                     | 13,900 (6305)                                    | CREW CAB LONG BOX 2WD          | 6.0L Gas    | 4.10       | 13,025 (5908)                 | 6112 (2772)                           | 13,700 (6214)                                     | 13,700 (6214)                                    |
|                             | 6.6L Diesel | 3.73       | 10,000 (4536)                 | 2356 (1069)                           | 14,500 (6577)                                     | 12,400 (5625)                                    | CREW CAB LONG BOX 4x4          | 6.6L Diesel | 3.73       | 13,025 (5908)                 | 5281 (2395)                           | 20,000 (9072)                                     | 23,100 (10,478)                                  |
|                             | 6.0L Gas    | 4.10       | 9500 (4309)                   | 3141 (1425)                           | 14,300 (6486)                                     | 14,200 (6441)                                    | CREW CAB LONG BOX 2WD          | 6.0L Gas    | 4.10       | 13,025 (5908)                 | 5761 (2613)                           | 13,400 (6078)                                     | 13,300 (6033)                                    |
|                             | 6.6L Diesel | 3.73       | 10,000 (4536)                 | 2356 (1069)                           | 14,500 (6577)                                     | 12,400 (5625)                                    | CREW CAB LONG BOX 4x4          | 6.6L Diesel | 3.73       | 13,025 (5908)                 | 4930 (2236)                           | 20,000 (9072)                                     | 22,700 (10,297)                                  |

<sup>1</sup> Not available with 6' 6" cargo box length. <sup>2</sup> Gross Vehicle Weight Rating (GVWR) includes vehicle, passengers, equipment and cargo. <sup>3</sup> These maximum payload ratings are intended for comparison purposes only. Before you buy a vehicle or use it to haul people or cargo, carefully review the Vehicle Loading section of the Owner's Manual and check the carrying capacity of your specific vehicle on the label on the inside of the driver door jamb. <sup>4</sup> Before you buy a vehicle or use it for trailering, carefully review the Trailering section of the Owner's Manual. The weight of passengers, cargo and options or accessories may reduce the amount you can tow.



## DIMENSIONS

|                           | DOUBLE CAB<br>STANDARD BOX | DOUBLE CAB<br>LONG BOX | CREW CAB<br>STANDARD BOX | CREW CAB<br>LONG BOX |
|---------------------------|----------------------------|------------------------|--------------------------|----------------------|
| <b>EXTERIOR, mm (in.)</b> |                            |                        |                          |                      |
| Wheelbase                 | 3663 (144.2)               | 4016 (158.1)           | 3904 (153.7)             | 4260 (167.7)         |
| Length                    | 5842 (230.0)               | 6322 (248.9)           | 6083 (239.5)             | 6563 (258.4)         |
| Width – SRW               | 2045 (80.5)                | 2045 (80.5)            | 2045 (80.5)              | 2045 (80.5)          |
| Width – DRW               | –                          | –                      | –                        | 2438 (96.0)          |
| Height – 2500HD 2WD       | –                          | 1978 (77.9)            | 1988 (78.3)              | 1981 (78.0)          |
| Height – 3500HD 2WD SRW   | –                          | –                      | 1990 (78.3)              | 1979 (77.9)          |
| Height – 3500HD 2WD DRW   | –                          | –                      | –                        | 1976 (77.8)          |
| Height – 2500HD 4x4       | 1984 (78.1)                | 1978 (77.9)            | 1987 (78.2)              | 1980 (78.0)          |
| Height – 3500HD 4x4 SRW   | –                          | –                      | 1985 (78.1)              | 1983 (78.1)          |
| Height – 3500HD 4x4 DRW   | –                          | –                      | –                        | 1975 (77.8)          |
| Front Track               | 1748 (68.8)                | 1748 (68.8)            | 1748 (68.8)              | 1748 (68.8)          |
| Rear Track – SRW          | 1709 (67.3)                | 1709 (67.3)            | 1709 (67.3)              | 1709 (67.3)          |
| Rear Track – DRW          | –                          | –                      | –                        | 1906 (75.0)          |
| <b>INTERIOR, mm (in.)</b> |                            |                        |                          |                      |
| Headroom, front           | 1087 (42.8)                | 1087 (42.8)            | 1087 (42.8)              | 1087 (42.8)          |
| Headroom, rear            | 982 (38.7)                 | 982 (38.7)             | 1029 (40.5)              | 1029 (40.5)          |
| Legroom, front            | 1150 (45.3)                | 1150 (45.3)            | 1150 (45.3)              | 1150 (45.3)          |
| Legroom, rear             | 880 (34.6)                 | 880 (34.6)             | 1040 (40.9)              | 1040 (40.9)          |
| Shoulder Room, front      | 1647 (64.8)                | 1647 (64.8)            | 1647 (64.8)              | 1647 (64.8)          |
| Shoulder Room, rear       | 1634 (64.3)                | 1634 (64.3)            | 1634 (64.3)              | 1634 (64.3)          |
| Hip Room, front           | 1543 (60.7)                | 1543 (60.7)            | 1543 (60.7)              | 1543 (60.7)          |
| Hip Room, rear            | 1530 (60.2)                | 1530 (60.2)            | 1530 (60.2)              | 1530 (60.2)          |

## MAXIMUM CAPACITIES

|  | DOUBLE CAB<br>STANDARD BOX | DOUBLE CAB<br>LONG BOX | CREW CAB<br>STANDARD BOX | CREW CAB<br>LONG BOX |
|--|----------------------------|------------------------|--------------------------|----------------------|
| <b>CAPACITIES, mm (in.)</b>                |                            |                        |                          |                      |
| Cargo Bed Length at Floor                  | 2003 (78.9)                | 2483 (97.8)            | 2003 (78.9)              | 2483 (97.8)          |
| Cargo Bed Width Between Wheelhousings      | 1296 (51.0)                | 1296 (51.0)            | 1296 (51.0)              | 1296 (51.0)          |
| Cargo Bed Inside Width at Floor            | 1642 (64.6)                | 1642 (64.6)            | 1642 (64.6)              | 1642 (64.6)          |
| Cargo Bed Inside Height – 2500HD           | 536 (21.1)                 | 539 (21.2)             | 536 (21.1)               | 539 (21.2)           |
| Cargo Bed Inside Height – 3500HD SRW       | –                          | –                      | 539 (21.2)               | 539 (21.2)           |
| Cargo Bed Inside Height – 3500HD DRW       | –                          | –                      | –                        | 542 (21.3)           |
| <b>CAPACITIES, L (cu. ft.)<sup>1</sup></b> |                            |                        |                          |                      |
| Cargo Volume                               | 1727 (61.0)                | 2161 (76.3)            | 1727 (61.0)              | 2161 (76.3)          |
| <b>CAPACITIES, L (imp. gal.)</b>           |                            |                        |                          |                      |
| Fuel Tank                                  | 136 (29.9)                 | 136 (29.9)             | 136 (29.9)               | 136 (29.9)           |

<sup>1</sup> Cargo and load capacity limited by weight and distribution.





## SELECT VEHICLE FEATURES

**SILVERADO HD WT** Silverado HD WT includes these standard features:

|   |
|---|
| Vortec 6.0L V8 engine with Variable Valve Timing (VVT)  |
| Oil life monitoring system  |
| Heavy-duty 6-speed automatic transmission with Tow/Haul mode and Grade Braking  |
| 4-wheel disc brakes with Duralife rotors and Anti-lock Braking System (ABS)   |
| High-capacity air cleaner   |
| Heavy-duty external engine oil cooler (air-to-oil)  |
| Heavy-duty auxiliary external transmission oil cooler (air-to-oil)  |
| StabiliTrak Electronic Stability Control System with Proactive Roll Avoidance and Electronic Trailer Sway Control, Hill Start Assist and traction control |
| Transfer case, 2-speed floor-mounted shifter (4x4)  |
| Trailer Equipment Package (3500HD)  |
| Electronic trailer brake controller (3500HD)  |
| Automatic locking rear differential   |
| 17-in. painted-steel wheels with centre caps (PYN) (2500HD)   |
| 18-in. painted-steel wheels with centre caps (PYT) (3500HD SRW)   |
| 17-in. painted-steel wheels with painted trim skins and centre caps (PYW and P03) (3500HD DRW)  |
| Halogen projector-beam headlamps with daytime running lamps and exterior automatic lamp control   |
| Front recovery hooks <sup>1</sup> ; Black   |
| Exterior mirrors, manual-folding, Black (2500HD Crew Cab)   |
| Vertical camper mirrors, manual-folding, Black; includes lower convex spotter mirror (Double Cab, 3500HD Crew Cab)  |
| Cargo box lighting, cab-mounted   |
| Locking tailgate  |
| Bed rail and tailgate protector caps  |
| Front and rear chrome bumpers with CornerStep rear bumper   |

**SILVERADO HD WT (CONTINUED)**

|   |
|---|
| Capless fuelling (Vortec 6.0L V8)   |
| Rear Vision Camera <sup>2</sup>   |
| EZ-Lift and Lower Tailgate (Double Cab)   |
| Driver Information Centre with 3.5-in. monochromatic display                        |
| Teen Driver technology  |
| Tire pressure monitoring system with tire fill alert (excludes spare tire) (2500HD) |
| Air conditioning with manual controls, single-zone with air filtration system       |
| Power windows and power programmable door locks                                     |
| Tilt adjustable steering column and cruise control                                  |
| Front 40/20/40 split-bench seat with centre fold-down armrest and storage           |
| Folding rear bench seat (Double Cab)  |
| 60/40 split-folding rear bench seat (Crew Cab)                                      |
| Chevrolet Infotainment System <sup>3</sup> with 7-in. colour touch-screen display   |
| 6-speaker audio system  |
| Bluetooth <sup>®4</sup> hands-free phone connectivity and wireless audio streaming  |

**SILVERADO HD LT** enhances Silverado HD WT features with:

|  |
|--|
| Transfer case, 2-speed with electronic controls (4x4)  |
| Digital Steering Assist (Crew Cab)   |
| 17-in. machined-aluminum wheels (PYQ) (2500HD)   |
| 18-in. chromed-aluminum wheels (PYV) (3500HD SRW)  |
| 17-in. painted-steel wheels with chrome trim skins and centre caps (PYW and P06) (3500HD DRW)      |
| Deep-tinted glass behind front doors   |
| Remote keyless entry; Remote locking tailgate  |
| Power exterior mirrors, heated, body-colour; includes driver-side spotter mirror (2500HD Crew Cab) |

**SILVERADO HD LT (CONTINUED)**

|   |
|---|
| Vertical camper mirrors, power remote control, heated, manual-folding and manual-extending, Black; includes lower convex spotter mirror, integrated turn signal indicators, auxiliary cargo lamp and amber auxiliary clearance lamp (Double Cab, 3500HD Crew Cab) |
| Body-colour door handles and bodyside mouldings   |
| Rear wheelhouse liners (2500HD and 3500HD SRW)  |
| EZ-Lift and Lower Tailgate (3500HD Crew Cab)  |
| Driver Information Centre with 4.2-in. colour display   |
| Colour-keyed carpeted floor covering  |
| Rubber floor mats   |
| Leather-wrapped steering wheel with Bluetooth <sup>®4</sup> , <sup>4</sup> cruise and audio system controls   |
| Driver-seat manual lumbar adjuster  |
| Front lockable storage compartment in centre seat cushion   |
| 60/40 split-folding rear bench seat (Double Cab)  |
| Sunshades with illuminated vanity mirrors   |
| Chevrolet Infotainment System <sup>3</sup> with 8-in. colour touch-screen display   |
| HD Radio <sup>®</sup> and single-slot CD/MP3 player   |
| 1-month trial of Chevrolet Connected Services and OnStar Safety & Security Plan coverage <sup>5</sup>   |
| Chevrolet Connected Access <sup>6</sup> with 10 years of standard connectivity, which enables services such as Vehicle Diagnostics <sup>7</sup> , Dealer Maintenance Notification <sup>7</sup> and more   |
| Built-in 4G LTE Wi-Fi <sup>®</sup> hotspot <sup>8</sup> ; includes 1-month or 3 GB data plan trial (whichever comes first) from vehicle delivery date   |
| SiriusXM <sup>®</sup> Radio <sup>9</sup> 3-month trial subscription   |
| USB port <sup>10</sup>  |

<sup>1</sup> To avoid the risk of injury, never use recovery hooks to tow a vehicle. See the Owner's Manual for more information. <sup>2</sup> Read the vehicle Owner's Manual for important feature limitations and information. <sup>3</sup> Chevrolet Infotainment System functionality varies by model. Full functionality requires compatible Bluetooth and smartphone, and USB connectivity for some devices. Data plan rates may apply. <sup>4</sup> Visit mychevrolet.ca to find out which phones are compatible with the vehicle. <sup>5</sup> Includes navigation services, Remote Access Plan, plus a 3 GB or 1-month (whichever comes first) data plan trial from the vehicle delivery date. Data plan provided by AT&T or its local service provider. Requires vehicle electrical system (including battery), wireless service and GPS satellite signal to be available and operating for features to function properly. Visit onstar.ca for more details. Availability subject to change. <sup>6</sup> Standard connectivity available only to original purchaser for 10 years. Connected Access services are subject to change. Does not include emergency or security services. Compatible 4G LTE wireless coverage required. See onstar.ca for details and limitations. <sup>7</sup> Capabilities vary by model. Message and data rates may apply. Requires contact method on file and enrollment to receive alerts. Not all issues will deliver alerts or notifications. See onstar.ca for details and limitations. <sup>8</sup> Visit onstar.ca for vehicle availability, coverage maps, details and system limitations. Services and connectivity vary by model and conditions as well as geographical and technical restrictions. 4G LTE service available in select markets. Requires active connected vehicle services and a data plan to access the vehicle's built-in Wi-Fi hotspot. Accessory Power must be active to use the Wi-Fi hotspot. Data plans provided by AT&T or its local service provider. Credit card is required for purchase. <sup>9</sup> Available in 10 Canadian provinces, 3 territories and the 48 contiguous United States. Subscription sold separately after trial period. If you decide to continue your service at the end of your trial subscription, the plan you choose will automatically renew and bill at then-current rates until you call 1-888-539-7474 to cancel. Other fees and taxes will apply. All fees and programming subject to change. See the Customer Agreement for complete terms at siriusxm.ca/terms. <sup>10</sup> Not compatible with all devices.



## SELECT VEHICLE FEATURES (CONTINUED)

**SILVERADO HD LTZ** enhances Silverado HD LT features with:

Trailer Equipment Package (2500HD)

Electronic trailer brake controller (2500HD)

18-in. chromed-aluminum wheels (PYV) (2500HD)

Fog lamps

Power exterior mirrors, heated, chrome caps (includes driver-side spotter mirror), power-folding, driver-side auto-dimming feature, integrated turn signal indicators and ground illumination (2500HD)

Vertical camper mirrors, power remote control, heated, power-folding and manual-extending, chrome caps; includes lower convex spotter mirror, integrated turn signal indicators, auxiliary cargo lamp and amber auxiliary clearance lamp (3500HD)

Chrome door handles and bodyside mouldings

Chrome rectangular 6-in. assist steps (3500HD DRW)

Power-sliding rear window and electric rear-window defogger

Remote vehicle starter system

Tilt and telescopic adjustable steering column

Dual-zone automatic climate controls with air filtration system

Theft-deterrent system

110-volt AC power outlet

Interior rear-view auto-dimming mirror

Leather-appointed front seating surfaces

Heated driver and front-passenger power 10-way seat adjusters and power lumbar adjusters

2-position driver memory

Universal home remote

**SILVERADO HD HIGH COUNTRY (HC)**

enhances Silverado HD LTZ features with:

20-in. chromed-aluminum wheels (RQ9) (2500HD)

17-in. forged polished-aluminum wheels (RS7) (3500HD DRW)

Forward Collision Alert<sup>1</sup>

Lane Departure Warning<sup>1</sup>

Front and Rear Park Assist<sup>1</sup>

Safety Alert Seat<sup>1</sup> for driver

Body-colour front and rear bumpers with CornerStep rear bumper

Unique chrome grille insert

Spray-on bedliner

4 movable upper cargo box tie-downs

Chrome tubular 6-in. assist steps

Polished exhaust tip

Power 12-way front bucket seats

Perforated leather-appointed seating surfaces

Heated and vented front bucket seats

Power-adjustable pedals

Heated steering wheel

Reconfigurable centre floor console with power cord management, mobile phone storage and file holder

Chevrolet Infotainment System<sup>2</sup> with Navigation<sup>3</sup>

Bose 7-speaker premium audio system

Wireless charging station<sup>4</sup>

<sup>1</sup> Read the vehicle Owner's Manual for important feature limitations and information. <sup>2</sup> Chevrolet Infotainment System functionality varies by model. Full functionality requires compatible Bluetooth and smartphone, and USB connectivity for some devices. Data plan rates may apply. <sup>3</sup> At time of printing, detailed map coverage is available for most major urban areas of the United States and for certain metropolitan areas of Canada (Vancouver, Calgary, Edmonton, Winnipeg, Windsor, London, Toronto, Ottawa, Montreal, Quebec City and Halifax). Coverage is significantly limited outside these areas. <sup>4</sup> The system wirelessly charges one PMA- or Qi-compatible mobile device. Some devices require an adaptor or back cover. To check for phone or other device compatibility, visit [mychevrolet.ca](http://mychevrolet.ca) for details.



## ENGINES

### VORTEC 6.0L V8 ENGINE

Standard on all models

Vortec technology includes high-flow cylinder heads, Sequential Fuel Injection and Variable Valve Timing (VVT)  
 360 hp @ 5400 rpm (2500HD); 330 hp @ 4600 rpm (3500HD)  
 380 lb.-ft. of torque @ 4200 rpm

Recommended fuel – regular unleaded gas or E85

Cast iron block and cast-aluminum cylinder heads

Displacement, cc (cu. in.) – 5967 (364)

Bore & stroke, mm (in.) – 101.6 x 92 (4.00 x 3.62)

Compression ratio – 9.6:1

Ignition system – coil near plug, iridium-tipped long-life spark plugs, low-resistance spark plug wires

Maximum payload<sup>1</sup>, lb. (kg) – 6112 (2772)<sup>2</sup>

Maximum towing<sup>3</sup>, lb. (kg) – 14,300 (6486)<sup>4</sup>

### DURAMAX 6.6L V8 TURBO-DIESEL ENGINE

Available on all Crew Cab models

Duramax technology includes Direct Injection with high-pressure common rail  
 445 hp @ 2800 rpm  
 910 lb.-ft. of torque @ 1600 rpm

Recommended fuel – diesel or B20 biodiesel

Cast iron block and cast-aluminum cylinder heads

Displacement, cc (cu. in.) – 6599 (403)

Bore & stroke, mm (in.) – 103 x 99 (4.05 x 3.89)

Compression ratio – 16.0:1

Ignition system – compression, pre-heating glow plug start aid

Maximum payload<sup>1</sup>, lb. (kg) – 5281 (2395)<sup>5</sup>

Maximum towing<sup>3</sup>, lb. (kg) – 23,100 (10,478)<sup>5</sup>

## TRANSMISSIONS

| MODEL            | HYDRA-MATIC 6L90                         | ALLISON® 1000 SERIES                          |
|------------------|--|---|
|                  | 6-speed automatic standard on all models | 6-speed automatic (with Duramax Turbo-Diesel) |
| Gear ratios (-1) |  |   |
| First            | 4.27                                     | 3.09  |
| Second           | 2.36                                     | 1.81  |
| Third            | 1.53                                     | 1.41  |
| Fourth           | 1.15                                     | 1.00  |
| Fifth            | 0.85                                     | 0.71  |
| Sixth            | 0.67                                     | 0.61  |
| Reverse          | 3.06                                     | 4.48  |
| Rear axle ratio  | 4.10                                     | 3.73  |

<sup>1</sup> These maximum payload ratings are intended for comparison purposes only. Before you buy a vehicle or use it to haul people or cargo, carefully review the Vehicle Loading section of the Owner's Manual and check the carrying capacity of your specific vehicle on the label on the inside of the driver door jamb. <sup>2</sup> Requires 3500HD Crew Cab 2WD DRW model. <sup>3</sup> Before you buy a vehicle or use it for trailering, carefully review the Trailering section of the Owner's Manual. The weight of passengers, cargo and options or accessories may reduce the amount you can tow. <sup>4</sup> Requires 2500HD Crew Cab Long Box 2WD SRW model. <sup>5</sup> Requires 3500HD Crew Cab 2WD DRW model.



## SPECIFICATIONS

|   | WT             | LT             | LTZ            | HC |
|---|----------------|----------------|----------------|----|
| <b>SAFETY &amp; SECURITY</b>  |                |                |                |    |
| Airbags <sup>1</sup>  |                |                |                |    |
| - Single-stage frontal airbags for driver and front outboard passenger (Crew Cab)   | ●              | ●              | ●              | ●  |
| - Single-stage frontal airbag for driver (Double Cab)   | ●              | ●              | -              | -  |
| - Dual-stage frontal airbag for front outboard passenger; includes front outboard Passenger Sensing System for frontal outboard passenger airbag (Double Cab) | ●              | ●              | -              | -  |
| - Seat-mounted side-impact airbags for driver and front outboard passenger (Double Cab)   | ●              | ●              | -              | -  |
| - Seat-mounted side-impact airbags for driver and front outboard passenger (2500HD Crew Cab)  | ●              | ●              | ●              | ●  |
| - Seat-mounted side-impact airbags for driver and front outboard passenger (3500HD Crew Cab)  | ○              | ○              | ○              | ●  |
| - Head-curtain airbags for front and rear outboard seating positions (Double Cab)   | ●              | ●              | -              | -  |
| - Head-curtain airbags for front and rear outboard seating positions (2500HD Crew Cab)  | ●              | ●              | ●              | ●  |
| - Head-curtain airbags for front and rear outboard seating positions (3500HD Crew Cab)  | ○              | ○              | ○              | ●  |
| Forward Collision Alert <sup>2</sup>  | -              | -              | ○ <sup>3</sup> | ●  |
| Lane Departure Warning <sup>2</sup>   | -              | -              | ○ <sup>3</sup> | ●  |
| Safety Alert Seat <sup>2</sup> for driver   | -              | -              | ○ <sup>3</sup> | ●  |
| 1-month trial of Chevrolet Connected Services and OnStar Safety & Security Plan coverage <sup>4</sup>   | ○ <sup>5</sup> | ●              | ●              | ●  |
| Park Assist - Rear Park Assist <sup>2</sup>   | -              | ○ <sup>3</sup> | -              | -  |
| - Front and Rear Park Assist <sup>2</sup>   | -              | ○ <sup>3</sup> | ○ <sup>3</sup> | ●  |
| Rear Vision Camera <sup>2</sup>   | ●              | ●              | ●              | ●  |
| StabiliTrak - Electronic Stability Control System with Proactive Roll Avoidance and Electronic Trailer Sway Control   | ●              | ●              | ●              | ●  |
| Teen Driver - customizable vehicle features   | ●              | ●              | ●              | ●  |
| Theft-deterrent system - unauthorized entry   | -              | ○ <sup>6</sup> | ●              | ●  |
| Traction control - electronic, full-function, all-speed   | ●              | ●              | ●              | ●  |
| <b>MECHANICAL</b>   |                |                |                |    |
| Air cleaner - high-capacity   | ●              | ●              | ●              | ●  |
| Alternator - 150 amp  | ●              | ●              | ●              | ●  |
| - 220 amp   | ○              | ○              | ○              | ○  |
| - dual, 150 amp and 220 amp (requires Duramax 6.6L V8 Turbo-Diesel)   | ○              | ○              | ○              | ○  |
| Battery - 720 cca, 80 amp-hr with run-down protection (Vortec 6.0 L V8)   | ●              | ●              | ●              | ●  |
| - auxiliary, 730 cca, 70 amp-hr with run-down protection (Vortec 6.0 L V8)  | ○              | ○              | ○              | ○  |
| - dual 730 cca, 70 amp-hr with run-down protection (Duramax 6.6L V8 Turbo-Diesel)   | ○              | ○              | ○              | ○  |

● STANDARD ○ AVAILABLE - NOT AVAILABLE HC = HIGH COUNTRY

|  | WT | LT             | LTZ            | HC |
|--|----|----------------|----------------|----|
| <b>MECHANICAL (CONTINUED)</b>  |    |                |                |    |
| Brakes - power, 4-wheel disc with Duralife rotors  | ●  | ●              | ●              | ●  |
| - 4-wheel Anti-lock Braking System (ABS) with Hill Start Assist  | ●  | ●              | ●              | ●  |
| Cooling - external engine oil cooler, heavy-duty (air-to-oil)  | ●  | ●              | ●              | ●  |
| - auxiliary external transmission oil cooler, heavy-duty (air-to-oil)  | ●  | ●              | ●              | ●  |
| Differential - automatic locking, rear   | ●  | ●              | ●              | ●  |
| Engine - Vortec 6.0L V8 with Variable Valve Timing (VVT), FlexFuel capable   |    |                |                |    |
| Horsepower - 360 @ 5400 rpm (2500HD); 330 @ 4600 rpm (3500HD)  |    |                |                |    |
| Torque - 380 lb.-ft. @ 4200 rpm  | ●  | ●              | ●              | ●  |
| - Duramax 6.6L V8 Turbo-Diesel with smart exhaust brake system (requires Allison® 1000 Series 6-speed automatic transmission)  |    |                |                |    |
| Horsepower - 445 @ 2800 rpm  |    |                |                |    |
| Torque - 910 lb.-ft. @ 1600 rpm  | ○  | ○              | ○              | ○  |
| Engine block heater (included with Duramax 6.6L V8 Turbo-Diesel)   | ○  | ○              | ○              | ○  |
| Exhaust system - aluminized stainless steel with single outlet   | ●  | ●              | ●              | ●  |
| Frame - fully boxed with hydroformed front section   | ●  | ●              | ●              | ●  |
| Steering - power, recirculating ball   | ●  | ●              | ●              | ●  |
| - Digital Steering Assist (Crew Cab)   | -  | ●              | ●              | ●  |
| Suspension - front, independent torsion bar with heavy-duty twin-tube shock absorbers  | ●  | ●              | ●              | ●  |
| - rear, semi-elliptic multi-leaf springs with heavy-duty twin-tube shock absorbers   | ●  | ●              | ●              | ●  |
| Switch - high idle   | ○  | ○              | ○              | ○  |
| Trailer electric brake controller (included on Double Cab and 3500HD Crew Cab models)  | ○  | ○              | ●              | ●  |
| Trailer wiring provisions - for camper, gooseneck or fifth-wheel hitch, includes additional 7-way wiring harness located at the rear of the pickup box attached to the rear frame cross member   | ○  | ○              | ○              | ○  |
| Transfer case (4x4 models) - 2-speed, floor-mounted, lever-operated  | ●  | -              | -              | -  |
| - 2-speed, electronic controls   | -  | ●              | ●              | ●  |
| Transmission - 6-speed automatic with 2 overdrive gears, tap-up/tap-down shift controls, Tow/Haul mode and Grade Braking   | ●  | ●              | ●              | ●  |
| - Allison® 1000 Series 6-speed automatic with 2 overdrive gears, tap-shift range selection, Tow/Haul mode and Grade Braking (requires available Duramax 6.6L V8 Turbo-Diesel)  | ○  | ○              | ○              | ○  |
| Winter front grille cover - one-piece, covers radiator grille and front bumper openings for winter operation (included and only available with Duramax 6.6L V8 Turbo-Diesel)   | ○  | ○              | ○              | ○  |
| Z71 Off-Road Package - includes twin-tube Rancho® brand shocks, Hill Descent Control and underbody shields; also includes brushed-metal Z71 doorsill plate, unique Z71 gauge cluster, unique finish interior trim plates, unique lower bumper appearance, unique grille design with Z71 badge and Z71 pickup box decals (4x4 models) | -  | ○ <sup>7</sup> | ○ <sup>8</sup> | -  |

<sup>1</sup> A NOTE ON CHILD SAFETY: Always use seat belts and the correct child restraint for your child's age and size, even with airbags. Even in vehicles equipped with the Passenger Sensing System, children are safer when properly secured in a rear seat in the appropriate infant, child or booster seat. Never place a rear-facing infant restraint in the front seat of any vehicle equipped with an active frontal airbag. See your vehicle Owner's Manual and child safety seat instructions for more safety information. <sup>2</sup> Read the vehicle Owner's Manual for important feature limitations and information. <sup>3</sup> Requires available feature(s) and/or Package(s). <sup>4</sup> Includes navigation services, Remote Access Plan, plus a 3 GB or 1-month (whichever comes first) data plan trial from the vehicle delivery date. Data plan provided by AT&T or its local service provider. Requires vehicle electrical system (including battery), wireless service and GPS satellite signal to be available and operating for features to function properly. Visit onstar.ca for more details. Availability subject to change. <sup>5</sup> Factory-installed equipment purchase required. <sup>6</sup> Included and only available with LT Convenience Package or True North Edition. <sup>7</sup> Requires Trailering Equipment Package on 2500HD models and all-terrain tires. Includes fog lamps. Not available with 3500HD DRW models. <sup>8</sup> Requires all-terrain tires. Not available with 3500HD DRW models.



## SPECIFICATIONS (CONTINUED)

|   | WT | LT             | LTZ              | HC |
|---|----|----------------|------------------|----|
| <b>EXTERIOR</b>   |    |                |                  |    |
| Assist steps – 6-in. rectangular, chrome  | ○  | ○              | ○ <sup>1</sup>   | ●  |
| Bedliner – spray-on, Black with bowtie logo   | ○  | ○              | ○                | ●  |
| Bumper, front – body-colour<br>– chrome   | –  | ○ <sup>2</sup> | ○ <sup>2</sup>   | ●  |
| Bumper, rear – body-colour with corner steps<br>– chrome with corner steps  | –  | ○ <sup>2</sup> | ○ <sup>2</sup>   | ●  |
| Capless fuelling (Vortec 6.0L V8)   | ●  | ●              | ●                | ●  |
| Cargo box tie-downs – 4 movable, upper  | ○  | ○              | ○                | ●  |
| Door handles – Black<br>– body-colour<br>– chrome   | ●  | ○ <sup>2</sup> | ○ <sup>2</sup>   | –  |
| Glass – solar-absorbing, tinted<br>– solar-absorbing, deep-tinted on all windows behind front doors   | ●  | ●              | ●                | ●  |
| Lighting – daytime running lamps with exterior automatic lamp control<br>– projector-beam, halogen headlamps<br>– Smoked Amber cab roof marker lamps, five <sup>1</sup><br>– fog lamps, halogen<br>– dual cargo area, cab-mounted<br>– cargo box under rail, LED<br>– lamp provisions for cab roof-mounted beacon, provides an instrument panel-mounted switch and electrical wiring tucked beneath the headliner for a body upfitter to connect a body-mounted warning or emergency lamp; 30-amp nominal rating  | ●  | ●              | ●                | ●  |
| Mirrors – manual control, Black (2500HD Crew Cab)<br>– vertical camper, manual-folding and manual-extending, Black; includes lower convex spotter glass (included on Double Cab and 3500HD Crew Cab models)<br>– power remote control, heated, Black with driver spotter mirror (2500HD Crew Cab)<br>– power remote control, power-folding, heated, driver-side auto-dimming, integrated turn signals, ground illumination with driver spotter mirror and chrome caps (2500HD Crew Cab)<br>– vertical camper, power remote control, heated, manual-folding and manual-extending, Black; includes lower convex spotter mirror, integrated turn signal indicators, auxiliary cargo lamp, Amber auxiliary clearance lamp and interior auto-dimming rear-view mirror<br>– vertical camper, as above, plus power-folding and chrome caps | ●  | –              | –                | –  |
| Mouldings – bodyside, body-colour<br>– bodyside, chrome   | –  | ●              | ○ <sup>2,6</sup> | –  |
| Pickup box – tailgate and bed rail protector caps   | ●  | ●              | ●                | ●  |
| Recovery hooks <sup>7</sup> – front, Black  | ●  | ●              | ●                | ●  |
| Spare tire – full-size, mounted on steel wheel<br>– locking carrier, winch-type mount under rear frame  | ●  | ●              | ●                | ●  |
| Tailgate – locking<br>– remote locking, keyless remote activated<br>– EZ-Lift and Lower   | ●  | –              | –                | –  |

● STANDARD ○ AVAILABLE – NOT AVAILABLE HC = HIGH COUNTRY

|  | WT | LT             | LTZ | HC |
|--|----|----------------|-----|----|
| <b>EXTERIOR (CONTINUED)</b>  |    |                |     |    |
| Tires – LT245/75R17 all-season <sup>†</sup> (2500HD)<br>– LT265/70R17 all-terrain (2500HD)<br>– LT265/70R18 all-season <sup>†</sup> (2500HD and 3500HD SRW)<br>– LT265/70R18 all-terrain (2500HD and 3500HD SRW)<br>– LT265/60R20 all-terrain (2500HD)<br>– LT275/65R18E Goodyear Wrangler DuraTrac <sup>®</sup> (2500HD)<br>– LT235/80R17 all-season <sup>†</sup> highway (3500HD DRW)<br>– LT235/80R17 all-terrain (3500HD DRW)  | ●  | ●              | –   | –  |
| Underbody shields – protection for oil pan, differential case and transfer case (4x4 models)   | ○  | ○              | ○   | ○  |
| Wheelhouse liners – rear (2500HD and 3500HD SRW)   | –  | ●              | ●   | ●  |
| Wheels – 17" x 7.5" painted-steel (PYN) (2500HD)<br>– 17" x 7.5" machined-aluminum (PYQ) (2500HD)<br>– 18" x 8" painted-steel (PYT) (2500HD and 3500HD SRW)<br>– 18" x 8" chromed-aluminum (PYV) (2500HD and 3500HD SRW)<br>– 18" x 8" Black painted-aluminum (RT4) (2500HD and 3500HD SRW)<br>– 20" x 9" 5-spoke polished-aluminum (PYU) (2500HD)<br>– 20" x 9" chromed-aluminum (RQ9) (2500HD)<br>– 20" x 9" polished-aluminum with Dark Argent Metallic-painted pockets (RTH) (2500HD)<br>– 20" x 9" 6-spoke polished-aluminum (Q7R) (2500HD)<br>– 17" painted-steel with painted trim skins and centre caps (PYW and P03) (3500HD DRW)<br>– 17" painted-steel with chrome trim skins and centre caps (PYW and P06) (3500HD DRW)<br>– 17" forged polished-aluminum (RS7) (3500HD DRW) | ○  | ●              | –   | –  |
| Windshield wipers – front, 2-speed with variable delay (intermittent)  | ●  | ●              | ●   | ●  |
| <b>INTERIOR</b>  |    |                |     |    |
| Centre console – floor-mounted, reconfigurable with movable cupholders, cellphone storage, power cord management and hanging file holder capability (included with front bucket seats)   | –  | ○              | ○   | ●  |
| Climate control – manual, single-zone air conditioning<br>– automatic, dual-zone climate control   | ●  | ●              | –   | –  |
| Cruise control – electronic, steering wheel-mounted controls   | ●  | ●              | ●   | ●  |
| Defogger – electric rear-window  | ○  | ○ <sup>2</sup> | ●   | ●  |
| Floor covering – vinyl, graphite-colour rubberized coating<br>– colour-keyed carpeting   | ●  | ○              | –   | –  |
| Floor mats, front and rear – rubber<br>– carpeted  | ○  | ●              | ●   | –  |
| Instrumentation – analogue gauges (includes speedometer, tachometer, engine temperature, oil pressure, voltmeter and fuel level)<br>– Driver Information Centre (includes 3.5-in. monochromatic display, oil life monitoring system and tire pressure monitoring system with tire fill alert – excludes spare tire [included on 2500HD models], warning messages and basic vehicle information)<br>– Driver Information Centre (includes 4.2-in. colour display, includes features listed above plus driver personalization features)  | ●  | ●              | ●   | ●  |
| Locks – power, programmable with lock-out protection<br>– remote keyless entry with panic feature<br>– remote locking tailgate   | ●  | ●              | ●   | ●  |

<sup>1</sup> Included with 3500HD DRW models. <sup>2</sup> Requires available feature(s) and/or Package(s). <sup>3</sup> Includes body-colour caps. <sup>4</sup> Standard on Double Cab and 3500HD models. <sup>5</sup> Standard on 3500HD models. <sup>6</sup> 2500HD models only. <sup>7</sup> To avoid the risk of injury, never use recovery hooks to tow a vehicle. See the Owner's Manual for more information. <sup>8</sup> Standard on Double Cab. Not available on Crew Cab. <sup>9</sup> Crew Cab only. <sup>10</sup> Requires all-terrain tires. † All-season tires may not satisfy winter tire requirements in all regions of the country. Tires specifically designed for severe winter conditions and marked with the "winter tire" symbol  may be required during certain months or in certain regions. Contact your Provincial, Municipal or local road authority for information regarding which tires are required in your particular area.



## SPECIFICATIONS (CONTINUED)

|   | WT             | LT             | LTZ            | HC |
|---|----------------|----------------|----------------|----|
| <b>INTERIOR (CONTINUED)</b>   |                |                |                |    |
| Mirror – rear-view, manual day/night  | ●              | ●              | –              | –  |
| – rear-view, auto-dimming   | ○ <sup>1</sup> | ○ <sup>1</sup> | ●              | ●  |
| Pedals – power-adjustable accelerator and brake   | –              | ○ <sup>1</sup> | ○ <sup>1</sup> | ●  |
| Retained accessory power  | ●              | ●              | ●              | ●  |
| Steering column – tilt adjustable   | ●              | ●              | –              | –  |
| – tilt and telescopic adjustable  | –              | ○ <sup>1</sup> | ●              | ●  |
| Steering wheel – leather-wrapped with Bluetooth <sup>9,2</sup> cruise and audio system controls                       | –              | ●              | ●              | ●  |
| – heated  | –              | –              | ○ <sup>1</sup> | ●  |
| Sunroof – power, tilt/sliding glass with sunshade, express-open, wind deflector and short overhead console (Crew Cab) | –              | –              | ○              | ○  |
| Sunshades – LH and RH padded  | ●              | ●              | ●              | ●  |
| – illuminated vanity mirrors  | –              | ●              | ●              | ●  |
| Universal home remote   | –              | ○ <sup>1</sup> | ●              | ●  |
| Upfitter switches – 4, 30-amp circuits for installation of aftermarket accessories                                    | ○              | –              | –              | –  |
| Vehicle starter system – remote   | –              | ○ <sup>1</sup> | ●              | ●  |
| Window – power, rear sliding with rear defogger   | –              | ○ <sup>1</sup> | ●              | ●  |
| Windows – power, driver express-up/-down, all others express-down   | ●              | ●              | ●              | ●  |
| <b>SEATS</b>  |                |                |                |    |
| 40/20/40 front split-bench, 3-passenger   | ●              | ●              | ●              | –  |
| Reclining front bucket seats  | –              | ○ <sup>3</sup> | ○              | ●  |
| Manual driver and front-passenger seat adjusters  | ●              | ●              | –              | –  |
| Power 10-way driver-seat adjuster with front bucket seats   | –              | ○ <sup>3</sup> | ○              | –  |
| Power 10-way driver-seat adjuster with 40/20/40 split-bench   | –              | ○ <sup>1</sup> | ●              | –  |
| Power 6-way front-passenger seat adjuster   | –              | ○ <sup>3</sup> | –              | –  |
| Power 10-way front-passenger seat adjuster  | –              | –              | ●              | –  |
| Power 12-way driver and front-passenger seat adjusters  | –              | –              | –              | ●  |
| Manual driver-seat lumbar adjuster  | ● <sup>4</sup> | ●              | –              | –  |
| Power 2-way driver and front-passenger seat lumbar adjusters  | –              | ○ <sup>3</sup> | ●              | –  |
| Power 4-way driver and front-passenger seat lumbar adjusters  | –              | –              | –              | ●  |
| Centre fold-down armrest with storage   | ●              | ●              | –              | –  |
| Lockable storage compartment in centre seat cushion   | –              | ●              | –              | –  |
| Seatback storage pockets  | –              | ●              | ●              | ●  |

● STANDARD ○ AVAILABLE – NOT AVAILABLE HC = HIGH COUNTRY

|   | WT              | LT              | LTZ             | HC |
|---|-----------------|-----------------|-----------------|----|
| <b>SEATS (CONTINUED)</b>  |                 |                 |                 |    |
| Vinyl trim  | ●               | –               | –               | –  |
| Cloth trim  | ●               | ●               | –               | –  |
| Leather-appointed seating surfaces <sup>5</sup>   | –               | ○ <sup>6</sup>  | ●               | –  |
| Perforated leather-appointed seating surfaces   | –               | –               | ○ <sup>7</sup>  | ●  |
| Heated driver and front outboard passenger seats  | –               | ○ <sup>1</sup>  | ●               | –  |
| Heated and vented front bucket seats  | –               | –               | ○ <sup>7</sup>  | ●  |
| Memory Package – includes 2-position driver seat and exterior rear-view mirrors   | –               | –               | ●               | ●  |
| Rear full-folding bench seat (Double Cab)   | ●               | –               | –               | –  |
| Rear 60/40 split-folding bench seat (Double Cab)  | –               | ●               | ●               | –  |
| Rear 60/40 split-folding bench seat (Crew Cab)  | ●               | ●               | ●               | ●  |
| <b>INFOTAINMENT</b>   |                 |                 |                 |    |
| Chevrolet Infotainment System <sup>8</sup><br>Includes 7-in. diagonal colour touch-screen display with AM/FM stereo, auxiliary audio input jack, and Bluetooth <sup>9,2</sup> phone connectivity and wireless audio streaming   | ●               | –               | –               | –  |
| Chevrolet Infotainment System <sup>8</sup><br>Includes 8-in. diagonal colour touch-screen display with Chevrolet Infotainment System features listed above  | –               | ●               | ●               | –  |
| Chevrolet Infotainment System <sup>8</sup> with Navigation <sup>9</sup><br>Includes 8-in. diagonal colour touch-screen display with Chevrolet Infotainment System features listed above and SiriusXM <sup>®</sup> Traffic <sup>10</sup> with 3-month trial subscription | –               | ○               | ○               | ●  |
| HD Radio <sup>®</sup>   | –               | ●               | ●               | ●  |
| Built-in 4G LTE Wi-Fi <sup>®</sup> hotspot <sup>11</sup> includes 1-month or 3 GB data plan trial (whichever comes first) from vehicle delivery date  | ○ <sup>12</sup> | ●               | ●               | ●  |
| Chevrolet Connected Access <sup>13</sup> with 10 years of standard connectivity, which enables services such as Vehicle Diagnostics <sup>14</sup> Dealer Maintenance Notification <sup>14</sup> and more  | ○ <sup>12</sup> | ●               | ●               | ●  |
| 6-speaker audio system  | ●               | ●               | ●               | –  |
| 6-speaker Bose premium audio system – with front bench seat   | –               | ○ <sup>1</sup>  | ○ <sup>1</sup>  | –  |
| 7-speaker Bose premium audio system (including subwoofer) – with front bucket seats   | –               | ○ <sup>1</sup>  | ○ <sup>1</sup>  | ●  |
| Single-slot CD/MP3 player   | –               | ●               | ●               | ●  |
| SiriusXM <sup>®</sup> Radio <sup>15</sup> 3-month trial subscription  | ○ <sup>12</sup> | ●               | ●               | ●  |
| USB ports <sup>16</sup> and auxiliary audio input jack  | ●               | ●               | ●               | ●  |
| Power outlet – 110-volt AC outlet   | ○ <sup>1</sup>  | ○ <sup>1</sup>  | ●               | ●  |
| Wireless charging station <sup>17</sup>   | –               | ○ <sup>18</sup> | ○ <sup>18</sup> | ●  |

<sup>1</sup> Requires available feature(s) and/or Package(s). <sup>2</sup> Visit [mychevrolet.ca](http://mychevrolet.ca) to find out which phones are compatible with the vehicle. <sup>3</sup> Available on Crew Cab. Requires cloth trim. <sup>4</sup> Includes driver manual lumbar adjuster when cloth trim is specified. <sup>5</sup> Rear seat includes vinyl trim. <sup>6</sup> Requires 40/20/40 front split-bench seat. <sup>7</sup> Included and only available with full-feature heated and vented front bucket seats. Rear seat includes vinyl trim. <sup>8</sup> Chevrolet Infotainment System functionality varies by model. Full functionality requires compatible Bluetooth and smartphone, and USB connectivity for some devices. Data plan rates may apply. <sup>9</sup> At time of printing, detailed map coverage is available for most major urban areas of the United States and for certain metropolitan areas of Canada (Vancouver, Calgary, Edmonton, Winnipeg, Windsor, London, Toronto, Ottawa, Montreal, Quebec City and Halifax). Coverage is significantly limited outside these areas. <sup>10</sup> SiriusXM satellite radio service and SiriusXM Traffic subscriptions are sold as a package after the trial period. If you decide to continue service after your trial, the subscription plan you choose will automatically renew thereafter and you will be charged according to your chosen payment method at then-current rates. Fees and taxes apply. To cancel, you must call 1-866-635-0528. See the Customer Agreement for complete terms at [siriusxm.ca/terms](http://siriusxm.ca/terms). All fees and programming subject to change. SiriusXM Traffic is available only in select markets. For more information, see [siriusxm.ca/traffic](http://siriusxm.ca/traffic). <sup>11</sup> Visit [onstar.ca](http://onstar.ca) for vehicle availability, coverage maps, details and system limitations. Services and connectivity vary by model and conditions as well as geographical and technical restrictions. 4G LTE service available in select markets. Requires active connected vehicle services and a data plan to access the vehicle's built-in Wi-Fi hotspot. Accessory Power must be active to use the Wi-Fi hotspot. Data plans provided by AT&T or its local service provider. Credit card is required for purchase. <sup>12</sup> Factory-installed equipment purchase required. <sup>13</sup> Standard connectivity available only to original purchaser for 10 years. Connected Access services are subject to change. Does not include emergency or security services. Compatible 4G LTE wireless coverage required. See [onstar.ca](http://onstar.ca) for details and limitations. <sup>14</sup> Capabilities vary by model. Message and data rates may apply. Requires contact method on file and enrollment to receive alerts. Not all issues will deliver alerts or notifications. See [onstar.ca](http://onstar.ca) for details and limitations. <sup>15</sup> Available in 10 Canadian provinces, 3 territories and the 48 contiguous United States. Subscription sold separately after trial period. If you decide to continue your service at the end of your trial subscription, the plan you choose will automatically renew and bill at then-current rates until you call 1-888-539-7474 to cancel. Other fees and taxes will apply. All fees and programming subject to change. See the Customer Agreement for complete terms at [siriusxm.ca/terms](http://siriusxm.ca/terms). <sup>16</sup> Not compatible with all devices. <sup>17</sup> The system wirelessly charges one PMA- or Qi-compatible mobile device. Some devices require an adaptor or back cover. To check for phone or other device compatibility, visit [mychevrolet.ca](http://mychevrolet.ca) for details. <sup>18</sup> Included and only available with front bucket seats.



## SPECIFICATIONS (CONTINUED)

|  | WT               | LT               | L TZ             | HC             |
|--|------------------|------------------|------------------|----------------|
| <b>AVAILABLE PACKAGES</b>  |                  |                  |                  |                |
| <b>Alaskan Snow Plow Special Edition</b><br>Includes 18" Black-painted aluminum wheels (RT4), all-terrain tires, Snow Plow Prep Package, Smoked Amber roof marker lamps, spray-on bedliner and unique decal package (available on 2500HD and 3500HD SRW 4x4 models)  | ○ <sup>1</sup>   | ○ <sup>1</sup>   | –                | –              |
| <b>Custom Sport Edition (LT)</b><br>Includes Front and Rear Park Assist <sup>2</sup> ; body-colour grille with chrome bars, body-colour front and rear bumpers, spray-on bedliner, fog lamps, chrome bodyside mouldings and door handles, chrome mirror caps, and 20" 5-spoke polished-aluminum wheels (PYU) on 2500HD, 18" chromed-aluminum wheels (PYV) on 3500HD SRW and 17" polished-aluminum wheels (RS7) on 3500HD DRW (requires Crew Cab model with Black or Summit White exterior colour); 2500HD requires LT265/60R20 all-terrain tires | –                | ○ <sup>1</sup>   | –                | –              |
| <b>Custom Sport Edition (LTZ)</b><br>Includes Front and Rear Park Assist <sup>2</sup> ; body-colour grille with chrome bars, body-colour front and rear bumpers, spray-on bedliner and 20" 6-spoke polished-aluminum wheels (Q7R) on 2500HD, 18" chromed-aluminum wheels (PYV) on 3500HD SRW and 17" forged polished-aluminum wheels (RS7) on 3500HD DRW (requires Crew Cab model with Black or Summit White exterior colour; 2500HD requires LT265/60R20 all-terrain tires)   | –                | –                | ○                | –              |
| <b>Driver Alert Package<sup>2</sup></b><br>Includes Lane Departure Warning, Forward Collision Alert, Safety Alert Seat for driver, and Front and Rear Park Assist  | –                | –                | ○ <sup>1</sup>   | ●              |
| <b>Entertainment Package (Crew Cab)</b><br>Includes rear-seat DVD/Blu-Ray™ player, 9.2-in. LCD screen, remote control and 2 wireless headphones  | –                | –                | ○ <sup>1</sup>   | ○              |
| <b>Gooseneck/Fifth-wheel Prep Package</b><br>Includes frame-mounted hitch platform to accept gooseneck or fifth-wheel hitch with drilled floor openings for hitch mounting and 7-wire trailer harness mounted inside the box   | ○ <sup>3,4</sup> | ○ <sup>3,4</sup> | ○ <sup>3,4</sup> | ○ <sup>3</sup> |
| <b>LT Convenience Package</b><br>Includes power 10-way driver-seat adjuster (with front split-bench seat), remote vehicle starter system, rear-window defogger, 110-volt AC power outlet, tilt and telescopic steering column, fog lamps and dual-zone automatic climate controls  | –                | ○                | –                | –              |
| <b>LT Plus Package</b><br>Includes universal home remote, power-adjustable pedals, power-sliding rear window with electric defogger and Rear Park Assist <sup>2</sup>  | –                | ○                | –                | –              |
| <b>LTZ Plus Package</b><br>Includes power-adjustable pedals, Bose premium audio system, heated steering wheel, and Front and Rear Park Assist <sup>2</sup>   | –                | –                | ○                | –              |

● STANDARD ○ AVAILABLE – NOT AVAILABLE HC = HIGH COUNTRY

|   | WT             | LT             | L TZ | HC |
|---|----------------|----------------|------|----|
| <b>AVAILABLE PACKAGES (CONTINUED)</b>   |                |                |      |    |
| <b>Midnight Edition</b><br>Includes Front and Rear Park Assist <sup>2</sup> ; Black grille with chrome bars, Black front and rear bumpers, Black bowtie emblems, fog lamp and headlamp bezels, spray-on bedliner, Black 4-in. round tubular assist steps and 18" Black-painted aluminum wheels (RT4) with LT275/65R18E Goodyear Wrangler DuraTrac® tires (requires Black exterior colour and Z71 Off-Road Package; available on 2500HD Crew Cab 4x4 models; LT adds fog lamps; LTZ adds Black door handles, mirror caps and bodyside mouldings)                           | –              | ○              | ○    | –  |
| <b>Silverado HD Custom Package</b><br>Includes 1-month trial of Chevrolet Connected Services and OnStar Safety & Security Plan coverage <sup>5</sup> ; 20" 5-spoke polished-aluminum wheels (PYU), heated power-adjustable exterior mirrors, chrome door handles, deep-tinted glass behind front doors, remote keyless entry with remote locking tailgate, spray-on bedliner and 110-volt AC power outlet (available on 2500HD models; requires LT265/60R20 all-terrain tires; Crew Cab adds Trailing Equipment Package and integrated electric trailer brake controller) | ○ <sup>1</sup> | –              | –    | –  |
| <b>Snow Plow Prep Package</b><br>Includes power feed for backup and roof emergency light, 220-amp alternator, forward lamp wiring harness, provisions for cab roof-mounted beacon lamp, underbody shield and heavy-duty front springs (available on 4x4 models)   | ○              | ○              | ○    | ○  |
| <b>Trailing Equipment Package</b><br>Includes trailer hitch platform with a 2.5-in. receiver with a 2-in. adapter. Also includes a 7-wire harness with independent fused trailing circuits mated to a 7-way sealed connector to hook up parking lamps, backup lamps, right and left turn signals, an electric brake lead, a battery and a ground. The trailer connector also includes a 4-way for use on trailers without brakes – park, brake/turn lamps. An integrated trailer brake controller is included, if not already equipped                                    | ○ <sup>6</sup> | ○ <sup>6</sup> | ●    | ●  |
| <b>True North Edition</b><br>Includes power 10-way driver-seat adjuster, dual-zone automatic climate controls, rear-window defogger, remote vehicle starter system, 110-volt AC power outlet, tilt and telescopic steering column, 4-in. round chrome tubular assist steps and fog lamps; 2500HD Crew Cab also includes Trailing Equipment Package and trailer electric brake controller  | –              | ○ <sup>7</sup> | –    | –  |
| <b>Vortec Plus Package</b><br>Includes Z71 Off-Road Package, LTZ Plus Package, heated power-adjustable vertical camper mirrors with chrome caps, 20" 5-spoke polished-aluminum wheels (PYU) and front bucket seats (available on 2500HD 4x4 models with Vortec 6.0L V8)   | –              | –              | ○    | –  |
| <b>WT Convenience Package</b><br>Includes deep-tinted windows behind front doors, 110-volt AC power outlet, remote keyless entry with remote locking tailgate and heated power exterior mirrors   | ○              | –              | –    | –  |

<sup>1</sup> Requires available feature(s) and/or Package(s). <sup>2</sup> Read the vehicle Owner's Manual for important feature limitations and information. <sup>3</sup> Requires available vertical camper mirrors on 2500HD Crew Cab models. <sup>4</sup> Requires available spray-on bedliner. <sup>5</sup> Includes navigation services, Remote Access Plan, plus a 3 GB or 1-month (whichever comes first) data plan trial from the vehicle delivery date. Data plan provided by AT&T or its local service provider. Requires vehicle electrical system (including battery), wireless service and GPS satellite signal to be available and operating for features to function properly. Visit [onstar.ca](http://onstar.ca) for more details. Availability subject to change. <sup>6</sup> Standard on Double Cab and 3500HD models. <sup>7</sup> Not available with Duramax 6.6L V8 Turbo-Diesel engine, LT Convenience Package, Alaskan Snow Plow Special Edition, Midnight Edition or Custom Sport Edition on 2500HD models. Not available with Duramax 6.6L V8 Turbo-Diesel engine, LT Convenience Package or Alaskan Snow Plow Special Edition on 3500HD models.





## COMPLETE CARE

Experience Chevrolet Complete Care, a comprehensive coverage, warranty and protection program that comes standard with every new 2019 Chevrolet Silverado HD leased and purchased in Canada. Simply, it is designed around you, to make it easy to keep your Chevrolet like new – and give you the confidence you deserve when you need it most.

### YOUR COMPREHENSIVE OWNER BENEFIT PROGRAM.

2-year/48,000 km<sup>1</sup> Complimentary Oil Changes<sup>2</sup>

3-year/60,000 km<sup>1</sup> Base Warranty Coverage<sup>3</sup>

5-year/100,000 km<sup>1</sup> Powertrain Component Warranty Coverage<sup>3</sup>

5-year/160,000 km<sup>1</sup> Powertrain Component Warranty Coverage<sup>3</sup> with the available Duramax 6.6L V8 Turbo-Diesel.

5-year/100,000 km<sup>1</sup> Courtesy Transportation<sup>4</sup>

5-year/100,000 km<sup>1</sup> 24/7 Roadside Assistance<sup>4</sup>

6-year/160,000 km<sup>1</sup> Sheet Metal rust-through perforation coverage<sup>3</sup>

1-month trial of Chevrolet Connected Services and OnStar Safety & Security Plan coverage<sup>5, 6</sup>

Chevrolet Connected Access<sup>5, 7</sup> with 10 years of standard connectivity, which enables services such as Vehicle Diagnostics<sup>5, 8</sup>, Dealer Maintenance Notification<sup>5, 8</sup> and more.

### OTHER OWNERSHIP PRIVILEGES AND PROGRAMS<sup>9</sup>

- Chevrolet Protection Plan – the only extended service plan backed by the resources and commitment of General Motors. The Chevrolet Protection Plan may be purchased at the time of sale or subsequently during the Base Warranty Coverage period.<sup>10</sup>
- Chevrolet Certified Service – to help your Chevrolet vehicle live up to its performance promise, Chevrolet Certified Service – found exclusively at your Chevrolet dealer – is there. With all the engineering excellence in your vehicle, GM-trained technicians have the expertise to care for all of it.
- Chevrolet Owner Centre – as an owner, take advantage of the Chevrolet Owner Centre. This online owner's destination gives you access to contests, current offers and the latest driving and maintenance tips. Find out more at [mychevrolet.ca](http://mychevrolet.ca).

### TO HELP YOU PURCHASE OR LEASE A NEW VEHICLE

- Purchase Financing and Leasing – on-the-spot financing; see dealer for full details.<sup>11</sup>
- GM Student Bonus Program – students or recent graduates of high school, college or university<sup>11</sup> may be entitled to receive a Student Bonus Vehicle Redemption Allowance of \$500 or \$750<sup>9</sup> (tax inclusive) (purchased vehicle dependant) to use towards the purchase, lease or finance of one eligible new Chevrolet vehicle.
- GM Card<sup>®</sup> – Cardholders may redeem Earnings towards the total purchase price or lease down payment of an eligible new Chevrolet car, truck or crossover. Restrictions and limitations apply. For full program details, visit [gmcards.ca](http://gmcards.ca).

**INFORMATION RESOURCES** You can find more information about these programs from your Chevrolet dealer, or at these information centres:

- The Chevrolet website at [chevrolet.ca](http://chevrolet.ca)
- The GM Customer Care Centre at **1-800-GM-DRIVE (1-800-463-7483 or 1-800-263-3830** for TDD users).

**A WORD ABOUT THIS BROCHURE** Some of the equipment shown or described throughout this brochure may be available at extra cost. We have tried to make this brochure comprehensive and factual. We reserve the right, however, to make changes at any time, without notice, in prices, colours, materials, equipment, specifications, models and availability. Specifications, dimensions, measurements, ratings and other numbers in this brochure and other printed materials provided at the dealership or affixed to vehicles are approximates based upon design and engineering drawings and prototypes and laboratory tests. Your vehicle may differ due to variations in manufacture and equipment. Since some information may have been updated since the time of printing, please check with your Chevrolet dealer for complete details. General Motors of Canada Company reserves the right to lengthen or shorten the model year for any product, for any reason, or to start and end model years at different times. Certain vehicle features may lose their usefulness over time due to obsolescence from technological changes. Unless otherwise noted, all claims based on the latest available competitive information. Excludes other GM vehicles.

**ENGINES** Chevrolet products are equipped with engines produced by GM Global Propulsion Systems or other suppliers to GM worldwide. The engines in Chevrolet products may also be used in other GM makes and models.

**ASSEMBLY** Chevrolet vehicles and their components are assembled or produced by different operating units of General Motors, its subsidiaries or suppliers to GM worldwide. We sometimes find it necessary to produce Chevrolet vehicles with different or differently sourced components than originally scheduled. Since some options may be unavailable when your vehicle is assembled, we suggest you verify that your vehicle includes the equipment you ordered and that, if there were changes, they are acceptable to you.

**FLEET ORDERS** Some standard content may be deleted on fleet orders. See dealer for details.

**AN IMPORTANT NOTE ABOUT ALTERATIONS AND WARRANTIES** Installations or alterations to the original equipment vehicle (or chassis) as distributed by General Motors are not covered by the New Vehicle Limited Warranty. The special body company, assembler, equipment installer or upfitter is solely responsible for warranties on the body or equipment and any alterations (or any effect of the alterations) to any of the parts, components, systems or assemblies installed by GM. General Motors is not responsible for the safety or quality of design features, materials or workmanship of any alterations by such suppliers.

**TRADEMARKS** The marks appearing in this brochure including, but not limited to, General Motors, GM, Chevrolet, the Chevrolet emblem, Silverado and their respective logos, emblems, slogans and vehicle model names and body designs; and other marks such as Duralife, Duramax, Find New Roads, Hydra-Matic, myChevrolet, OnStar, the OnStar emblem, StabiliTrak and Vortec are trademarks of General Motors LLC and/or General Motors of Canada Company, its subsidiaries, affiliates or licensors. Allison is a registered trademark of Allison Transmission, Inc. Apple and iPhone are trademarks of Apple Inc., registered in the U.S. and other countries. Bluetooth is a registered trademark of Bluetooth SIG, Inc. Blu-ray is a trademark of the Blu-ray Disc Association. Bose is a registered trademark of the Bose Corporation. Facebook is a registered trademark of Facebook Inc. Goodyear and Wrangler DuraTrac are registered trademarks of The Goodyear Tire & Rubber Company of Canada, Limited. © 2018 Sirius XM Canada Inc. "SiriusXM," the SiriusXM logo, channel names and logos are registered trademarks of Sirius XM Radio Inc. and are used under license. All rights reserved. Twitter is a trademark of Twitter, Inc. YouTube is a registered trademark and Android is a trademark of Google LLC. Wi-Fi is a registered trademark of Wi-Fi Alliance.

**COPYRIGHT** ©Copyright 2018 General Motors of Canada Company. All rights reserved. All text, images, graphics, and other materials in this brochure are subject to the copyright and other intellectual property rights of General Motors LLC and/or General Motors of Canada Company. These materials may not be reproduced, distributed or modified without the express written permission of General Motors LLC and/or General Motors of Canada Company. October 2018.

<sup>1</sup> Whichever comes first. <sup>2</sup> Limit of four complimentary Lube-Oil-Filter services in total. Fluid top-offs, inspections, tire rotations, wheel alignments and balancing, etc., are not covered. Conditions apply. See dealer for details. <sup>3</sup> Conditions apply. See Warranty Booklet for details. <sup>4</sup> Conditions apply. See Owner's Manual for details. <sup>5</sup> Feature is standard on LT, LTZ and High Country and available on WT with a factory-installed equipment purchase. <sup>6</sup> Includes navigation services, Remote Access Plan, plus a 3 GB or 1-month (whichever comes first) data plan trial from the vehicle delivery date. Data plan provided by AT&T or its local service provider. Requires vehicle electrical system (including battery), wireless service and GPS satellite signal to be available and operating for features to function properly. Visit [onstar.ca](http://onstar.ca) for more details. Availability subject to change. <sup>7</sup> Standard connectivity available only to original purchaser for 10 years. Connected Access services are subject to change. Does not include emergency or security services. Compatible 4G LTE wireless coverage required. See [onstar.ca](http://onstar.ca) for details and limitations. <sup>8</sup> Capabilities vary by model. Message and data rates may apply. Requires contact method on file and enrollment to receive alerts. Not all issues will deliver alerts or notifications. See [onstar.ca](http://onstar.ca) for details and limitations. <sup>9</sup> Conditions apply. <sup>10</sup> Please work with your dealer to select the plan that is suitable for your driving needs. Dealers are free to set their own prices. <sup>11</sup> Subject to eligibility.

# FIND NEW ROADS™



TWITTER.COM/CHEVROLETCANADA



YOUTUBE.COM/CHEVROLETCANADA



FACEBOOK.COM/CHEVROLETCANADA



INSTAGRAM.COM/CHEVROLETCANADA

## CHEVROLET.CA